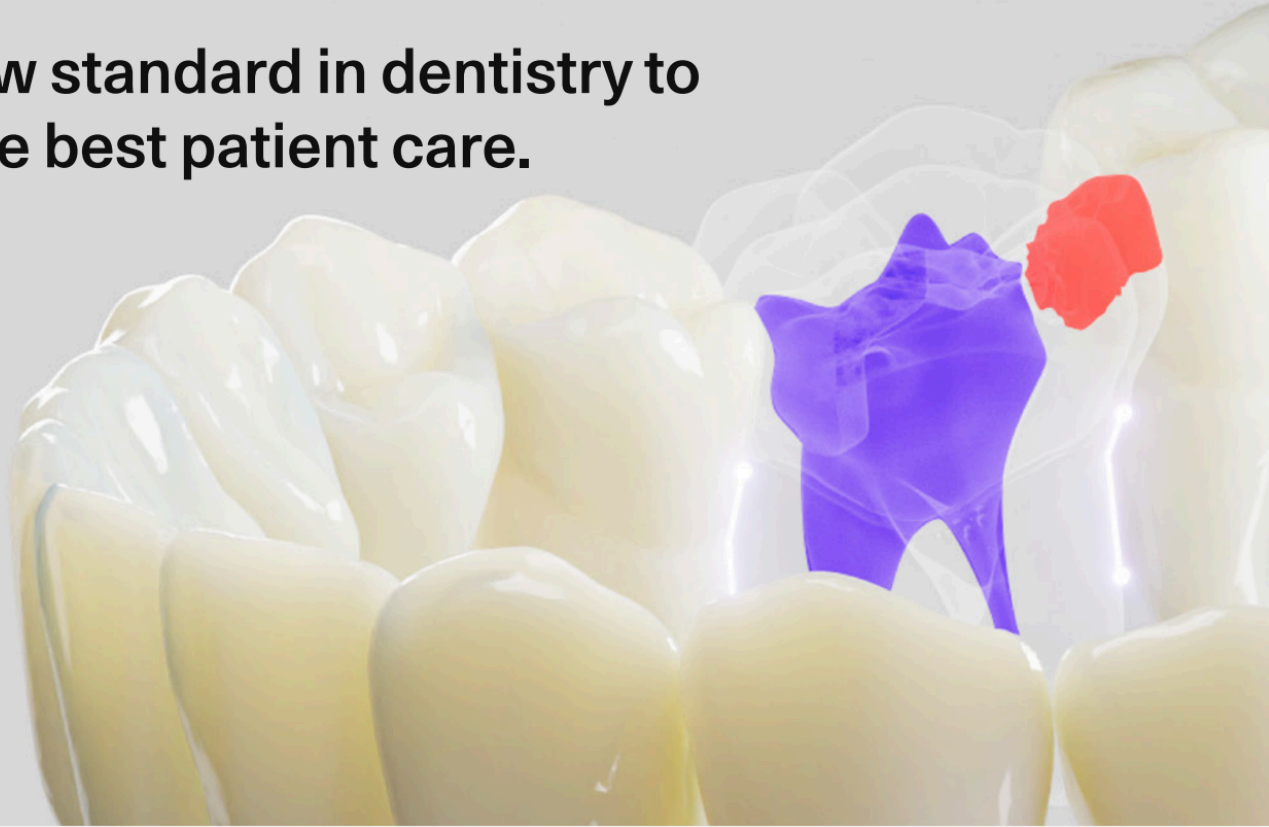


OVERJET FOR DENTISTS

AI: The new standard in dentistry to provide the best patient care.



Thousands of clinicians are already using AI to deliver unparalleled patient care. Now, you can too. By implementing AI, your patients can see what you see. Overjet's AI detects oral disease with unmatched precision and streamlines administrative tasks—so you never miss a diagnosis, patients understand when they need care, and your office runs efficiently.

READY TO JOIN THE RANKS OF LEADERS USING AI TO TAKE CONTROL OF THEIR ORGANIZATION?



THE BENEFITS

Diagnose and educate with AI

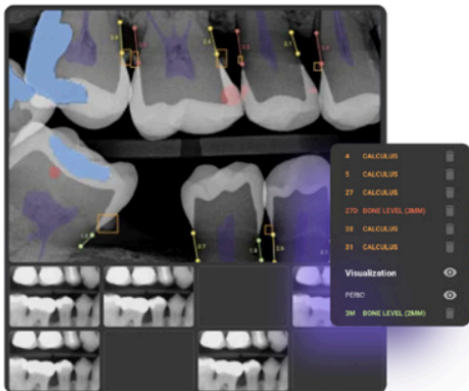
Identify care opportunities across your practice

Create standardization across your team

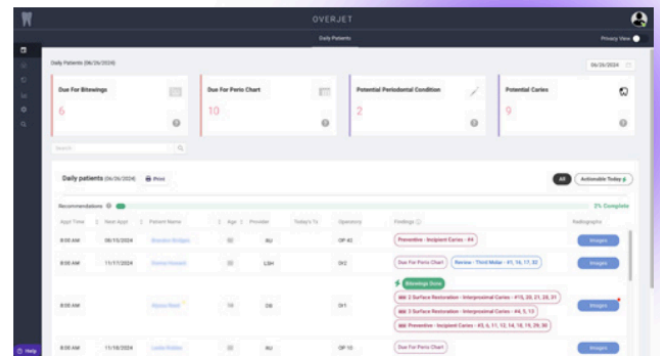
Streamline administrative tasks, like your daily huddle

HOW IT WORKS

Using FDA-cleared AI trained on millions of X-rays, Overjet automatically annotates images with bright colors and measurements to highlight key details for patients and clinicians. It detects and outlines pathologies like decay, periapical radiolucencies, quantifies bone levels, and identifies calculus, bringing clarity to X-rays and improving case acceptance.



- The only dental AI FDA cleared to identify & quantify disease in real-time
- Integrates seamlessly with your PMS & imaging systems
- Available for use in pediatric and adult patients



- 12 month chart audit to capture missed treatment opportunities
- Highlights same-day treatment opportunities
- Automate administrative tasks

OUR SUCCESS

10x ROI

FROM INCREASED PRODUCTION

25%

INCREASE IN CASE ACCEPTANCE

100%

OF DENTISTS MORE ACCURATELY DETECT PATHOLOGIES